



Agile, fast-cutting, hungry.
Procodile.





ReFlex® and EndoPilot® are registered trademarks of the company Schlumbohm GmbH & Co. KG.

Brasseler®, Komet®, Art2®, CeraBur®, CeraCut®, CeraDrill®, CeraFusion®, CeraPost®, DC1®, DCTherm®, Derminator®, FastFile®, F360®, F6 SkyTaper®, H4MC®, OccluShaper®, OptiPost®, PolyBur®, PrepMarker®, Procodile®, R6 ReziFlow®, TissueMaster®, TMC®, TissueMaster Concept® and Visio-Soft® are registered trademarks of Gebr. Brasseler GmbH & Co. KG.

Some of the products and designations mentioned in the text are trademarked, patented or copyrighted. The absence of a special reference or the sign © should not be interpreted as the absence of legal protection.

This publication is copyrighted. All rights, also with regard to translation, reprint and reproduction (also in the form of extracts) are reserved. No part of this publication may be reproduced or reprocessed using electronic systems in any form or by any means (photocopying, microfilm or other methods) without the written permission of the editor.

Colours and products are subject to alterations. Printing errors excepted.

As at August 2019

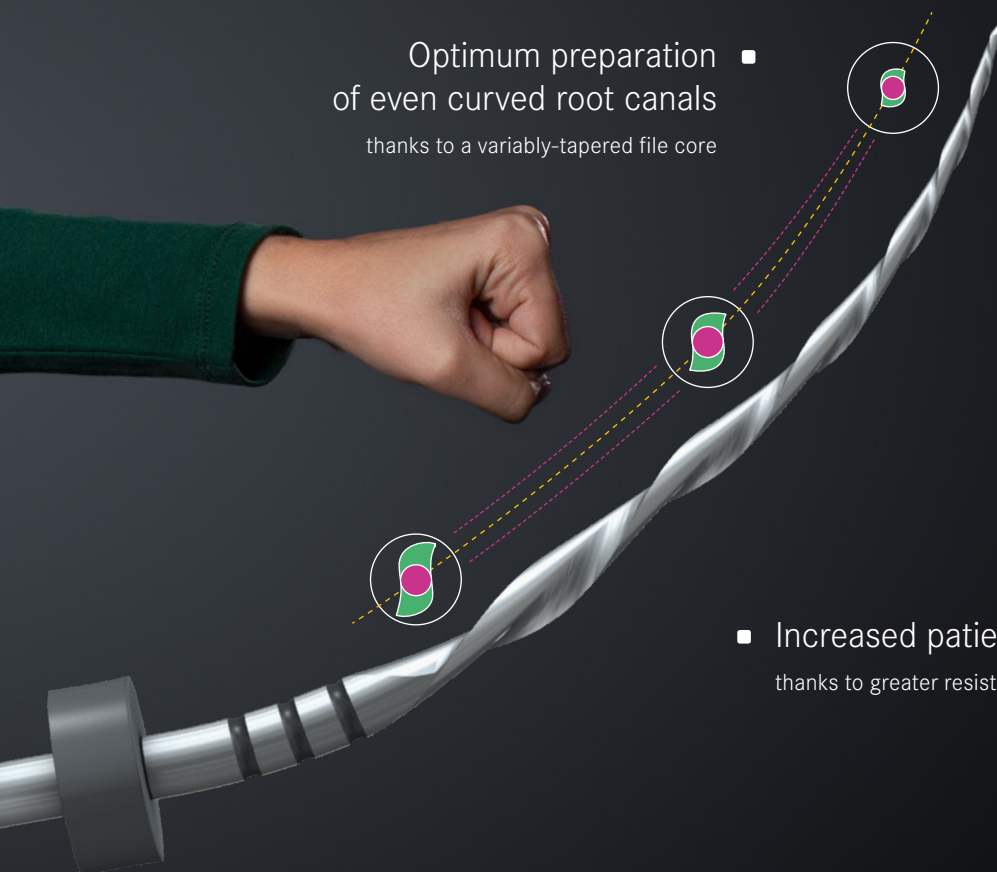
Fast-cutting by nature.

- Optimum preparation of even curved root canals thanks to a variably-tapered file core

- Fast and efficient substance removal due to an enlarged chip space

- Increased patient safety thanks to greater resistance to cyclic fatigue

- Suitable for use in all established reciprocating endo motors and with the patented ReFlex® movement in the EndoPilot®





Core competence revisited.

With its completely revised file design, Procodile is a totally new species in the kingdom of root canal preparation. The innovative, variably-tapered file core makes Procodile noticeably more efficient and flexible and, therefore, ideally suited for the perfect shaping of the root canal and a high-quality preparation. Procodile can be distinguished from all other files at first glance by its unmistakable green colored ring.

Hungry:

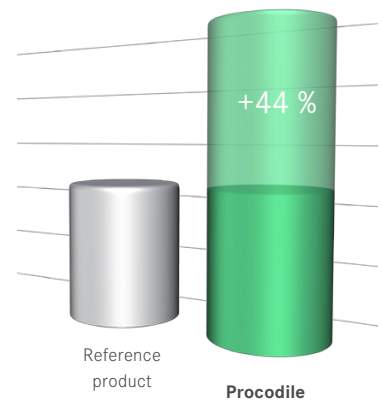
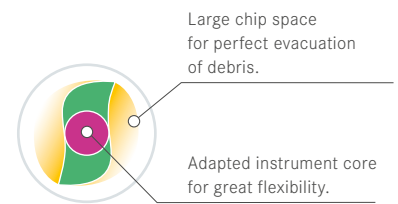
Fast and efficient substance removal.

Thanks to the innovative, variably-tapered file core, the chip space of the Procodile files is increased by up to 12%*. Infected tissue is removed even more efficiently from the root canal thereby allowing for optimum preparation time.

Flexible:

Optimum preparation even of curved root canals.

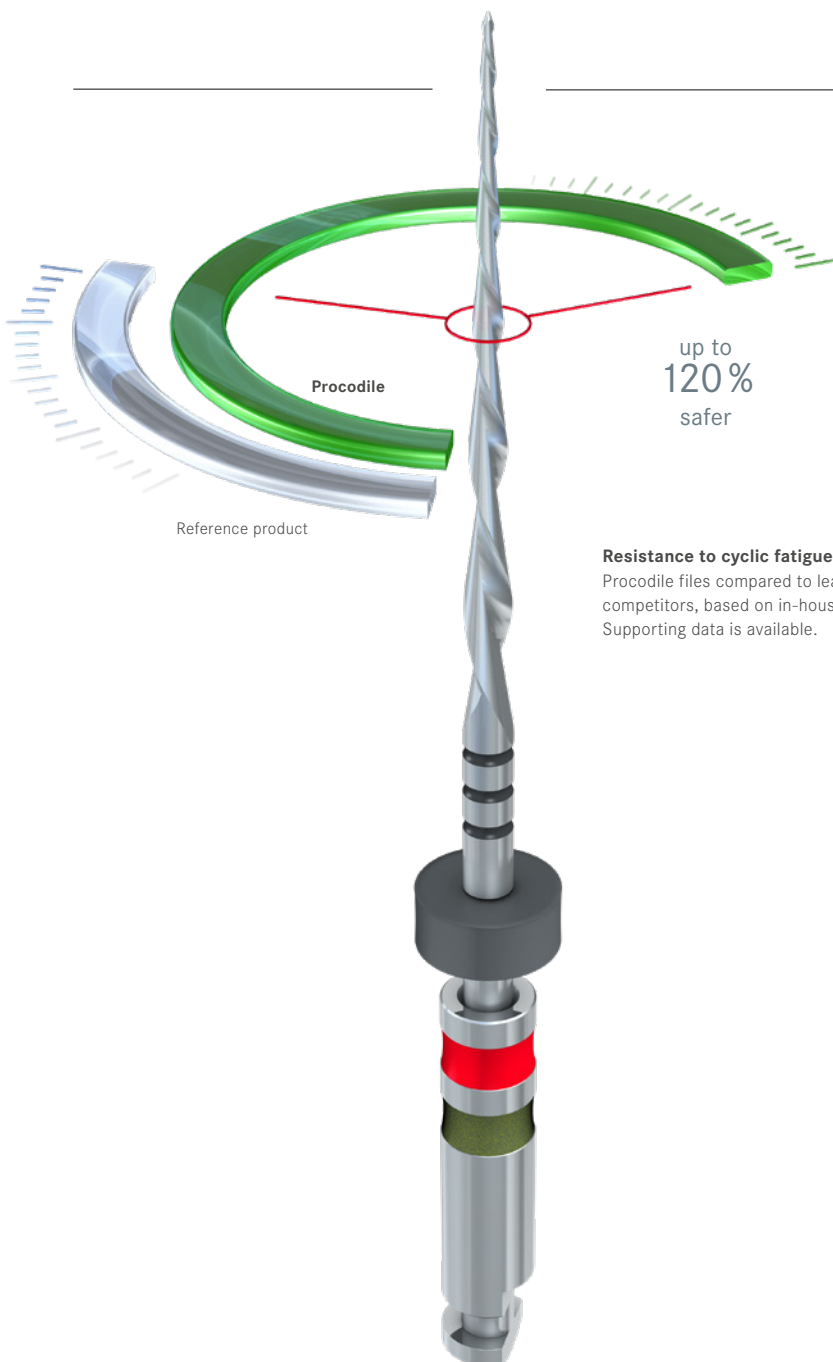
Thanks to its variably-tapered core and double-S cross section, the intelligent design of this file offers up to 44% more flexibility. For this reason, even curved root canals can be prepared in complete safety without alterations of the shape.



Improved flexibility

Procodile compared to R6 ReziFlow, based on in-house tests. Supporting data are available.

* Compared to R6 ReziFlow instruments



**Fracture-resistant:
For greater patient safety.**

Compared to other reciprocating file systems, Procodile is up to 120% more resistant to cyclic fatigue. This decreases the risk of fatigue fracture and increases the safety of the patient. The single-use instruments are supplied in sterile packaging to reduce the risk of possible cross-contamination.

Resistance to cyclic fatigue

Procodile files compared to leading competitors, based on in-house tests. Supporting data is available.
















Intelligent:

**A new movement,
adaptable in the EndoPilot**

Procodile files are designed for work in all commonly used reciprocating endo motors for an easy-to-achieve and safe performance. That's not all: Procodile files now perform a new, patented motion in the EndoPilot: Suitable for use in both straightforward and more complex canal anatomies, the intelligent ReFlex® movement unites the advantages of rotary and reciprocating motions.


Step by Step.


The clear and concise Procodile system is comprised of 4 main sequences for narrow, medium and wide canals. Each sequence contains a small selection of files for an easier choice and greater clarity. For perfect obturations, we provide matching paper and gutta-percha points.


	Option for narrow canals			
				
● PR0C6L25.204.020		● PPPR06.000.020		● GPPR06.000.020
				
● PR0C6L25.204.025		● PPPR06.000.025		● GPPR06.000.025
	Option for medium canals			
				
● PR0C5L25.204.040		● PPPR05.000.040		● GPPR05.000.040
	Option for wide canals			
				
● PR0C4L25.204.050		● PPPR04.000.050		● GPPR04.000.050






 [01] Generous preparation of the canal entrance region, for example with the reciprocating Opener OPR08L19.

 [02] Creation of a glide path for example with a K-file in size 015. Choosing the matching Procodile file depends on the previously used (manual) file size. General rule: Skip one ISO file size.

 [03] Preparation of the canal with the Procodile file.

 [04] Obturation with a matching gutta-percha point.

STERILE R





Procodile. The system.

Procodile files

with matching taper .06



● ● **PROC6L25.204.020**



● ● **PROC6L25.204.025**



● ● **PROC6L25.204.030**

Procodile files

with matching taper .05



● ● **PROC5L25.204.035**



● ● **PROC5L25.204.040**

Procodile files

with matching taper .04



○ ● **PROC4L25.204.045**



● ● **PROC4L25.204.050**

Available in the lengths 21 mm, 25 mm and 31 mm
(6 files per blister pack)



Procodile Paper points

PPPR06.000.S1

Contents: 30x 025, 10x 030, 10x 035, 10x 040

● **PPPR06.000.020**

● **PPPR06.000.025**

● **PPPR06.000.030**

● **PPPR05.000.035**

● **PPPR05.000.040**

○ **PPPR04.000.045**

● **PPPR04.000.050**



Procodile Gutta percha points

GPPR06.000.S1

Contents: 30x 025, 10x 030, 10x 035, 10x 040

● **GPPR06.000.020**

● **GPPR06.000.025**

● **GPPR06.000.030**

● **GPPR05.000.035**

● **GPPR05.000.040**

○ **GPPR04.000.045**

● **GPPR04.000.050**



PPSPR06 Procodile paper points

packed in blister packaging.

Contents: 120x 025, 20x 030, 20x 035, 40x 040



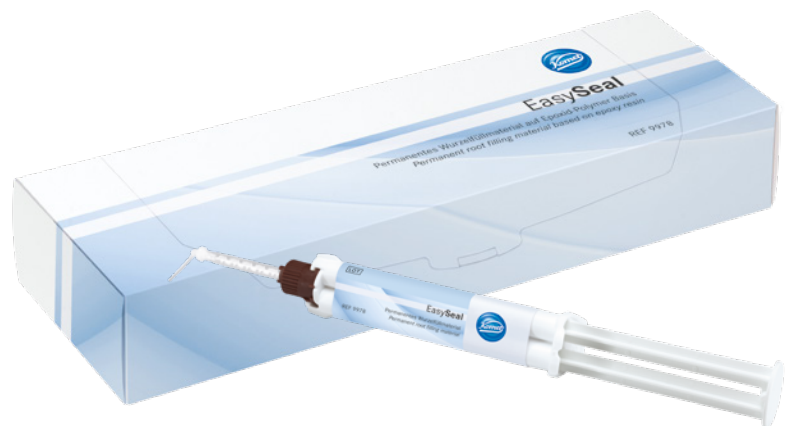
Procodile. The accessories.



●● **OPR10L19.204.030**
Reciprocating Opener



●● **OPR08L19.204.025**
Reciprocating Opener



9978 EasySeal
Root filling material
based on epoxy resin

EndoPilot – Now with intelligent ReFlex® movement.
Procodile files are designed for work in all commonly used reciprocating power units for an easy-to-achieve and safe performance. That's not all: Procodile files now perform a new, patented motion in the EndoPilot: Suitable for use in both straight-forward and more complex canal anatomies, the intelligent ReFlex® movement unites the advantages of rotary and reciprocating motions.



EP0014 EndoPilot
Available upon request

Agile, intriguing and inspiring: Initial test impressions.

“I’ll happily recommend the Procodile system made by Komet to any colleague. This ingenious reciprocating system makes root canal treatments safe and easy. I am particularly impressed with the efficient substance removal along the entire length of the canal and the amazing flexibility of the files. I can use this system across the board to ensure high-quality preparations.”



Dr. Björn Schaper

Dentist from Detmold,
Germany

“During my endodontic treatments, I like to work with a very efficient file that can advance in complete safety even in curved and narrow canals. I noticed during my very first primary treatment that the Procodile files are easy and comfortable to use. They are not too aggressive, easy to control and their cutting performance is outstanding.”



Niels Niemann

Dentists from Munich,
Germany

Komet Dental

Gebr. Brasseler GmbH & Co. KG

Trophagener Weg 25 · 32657 Lemgo

Postfach 160 · 32631 Lemgo · Germany

Verkauf Deutschland:

Telefon +49 (0) 5261 701-700

Telefax +49 (0) 5261 701-289

info@kometdental.de

www.kometdental.de

Export:

Telefon +49 (0) 5261 701-0

Telefax +49 (0) 5261 701-329

export@kometdental.de

www.kometdental.de

Komet Austria Handelsagentur GmbH

Hellbrunner Straße 15

5020 Salzburg · Austria

Telefon +43 (0) 662 829-434

Telefax +43 (0) 662 829-435

info@kometdental.at

www.kometdental.at